



STR2375 Series, 750W, Ku-Band, Rack Mount TWTA

The new generation of STR Series rack mount TWTA's provide an easy to operate, colour touchscreen interface with a multi-functional selector wheel. The colour touchscreen display provides clear, easy to read status of the amplifier's operation, including: RF output power monitoring, heater, helix monitoring, & TWT temperature. Set up screens are intuitive and simple to manage and the touch panel allows full local control and monitoring of all amplifier parameters, including automatic level control, system event logging and graphical trend analysis. Remote control operation can be made via RS485 or through an Ethernet interface, and a web page interface is also available. If a redundancy system is required, this can be set up and controlled via the touchscreen. Changes to operating parameters can be locked and password protected if required.

The HPA incorporates a high efficiency multi-collector TWT powered by an advanced power supply built on over 30 years of experience in the design and manufacture of satellite amplifiers. The company's products have an enviable reputation for performance, robust quality and reliable service.

The STR2375 is available with a wide range of options and accessories, backed by round-the-clock, worldwide technical support.

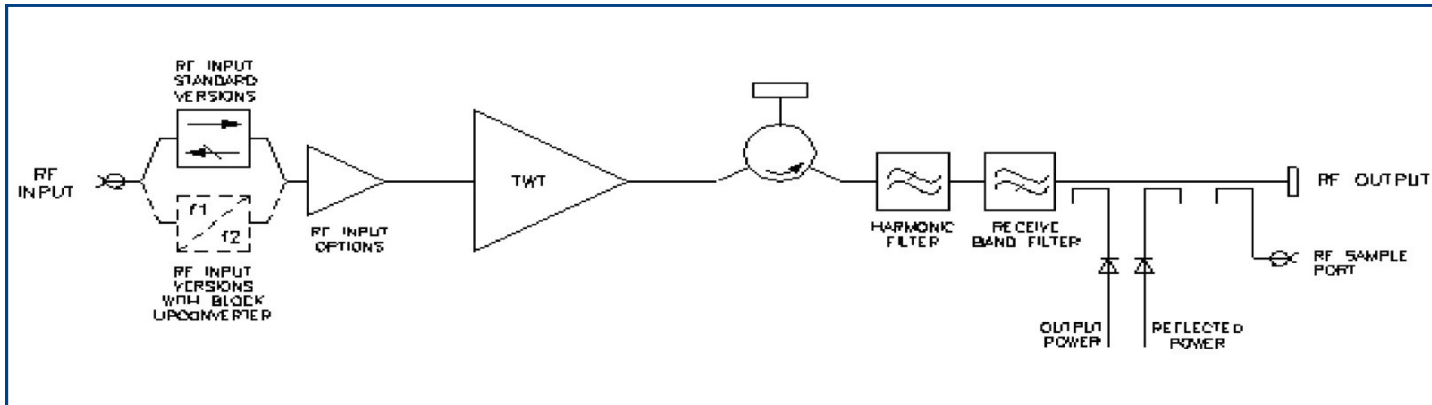
OPTIONS

- Integral solid-state amplifier (SSA)
- L-Band Block upconverter
- 10MHz reference
- Lineariser
- Redundant system control
- Quick connect waveguide options

FEATURES

- Compact 4RU enclosure
- Touchscreen control
- Ethernet interface
- Remote diagnostics
- Forward and reverse power monitoring
- TWTA performance Data and Event logging

BLOCK DIAGRAM



PERFORMANCE (Without Upconverter)

Frequency range:		
KU1	13.75 to 14.50 GHz	
KU2	12.75 to 14.50 GHz	
KU3	13.75 to 14.80 GHz	
KU4	12.75 to 13.25 GHz	
KU6	12.75 to 14.80 GHz	
Output Power:		
TWT output flange.....	750	W min
HPA rated output.....	650	W min
Gain:		
At rated power (A,D, Z option).....	70	dB min
SSG Prated - 10dB (A,D,Z option)	75	dB min
Attenuation range (D,Z option).....	25	dB min
Gain Variation:		
Over any 750 MHz band	2.5	dB max
Over any 80 MHz band.....	1.0	dB max
Slope	0.08	dB/MHz max
Gain stability 24hrs (constant drive, temperature and load).....	0.5	dB max
Gain stability over full operating temperature	2.0	dB max
Intermodulation (two equal carriers) with total output = Prated -4dB:		
Options A, D	-18	dBc max
Performance with linearised option, Z	-26	dBc max
Harmonic output.....	-60	dBc max
AM to PM conversion at Prated -6dB	2.5	%/dB
Noise Power:		
Transmit band	-70 dBW/4 kHz max	
Receive band		
10.95 - 12.75 GHz.....	-150 dBW/4 kHz max	
10.70 - 11.70 GHz.....	-150 dBW/4 kHz max	
Residual AM:		
<10kHz	-50	dBc max
10kHz < f < 500kHz.....	-20 (1.5+ log f)	dBc max
>500kHz.....	-85	dBc max
Group delay:		
Linear	0.01	ns/MHz
Parabolic.....	0.005	ns/MHz ²
Ripple.....	0.5	ns p-p
Phase Noise:		
Continuous.....	10dB lower than IESS phase noise profile	
AC fundamental.....	-50	dBc max
Sum of all spurs.....	-47	dBc max
Input VSWR (operating)	1.3:1	max
Output VSWR (non-operating).....	1.3:1	max
Load VSWR, no damage.....	2.0:1	max

ELECTRICAL

Prime power.....	single phase
Voltage	180 to 265 V
Frequency.....	47 to 63 Hz
Power requirement.....	2600 VA max
Power factor	0.95 min

MECHANICAL

Weight	34Kg (75lb) typ
Dimensions	see outline
Cooling	integral forced-air

CONNECTORS

RF input.....	N-type female
RF output.....	PBR120 with 6-32 UNC 2B threaded holes
RF Sample port	N-type female
Prime Power	C20 Male IEC
RS232.....	D-Sub 9P
RS485 (4-Wire)	D-Sub 9S
Ethernet.....	RJ45
Auxiliary Interface	D-Sub 25P
WG Switch.....	D-Sub 15S
USB Port	USB A

Note: Mating connectors for the mains supply, RS232, RS485, Aux Int and WG Switch are included.

ENVIRONMENTAL

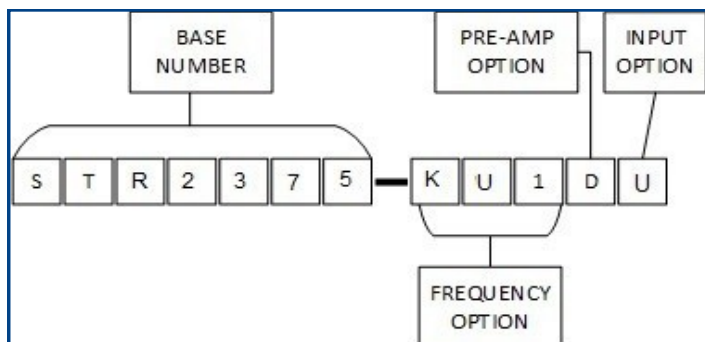
For operation outside these parameters, refer to SpacePath Communications for guidance.	
Operating temperature (see note 1).....	-10 to +50 °C
Derating	2 °C/300 m above sea level (3.6 °F/1000ft)
Storage temperature.....	-50 to +80 °C
Relative humidity (condensing).....	100 %
Altitude:	
Operating	4.5 Km (15,000 ft)max
Non-operating.....	12 Km (40,000 ft)max
Vibration	BS EN 600668-2-64 test Fh, transportation
Shock.....	IEC Publication 68-2-27 Part 2 test Ea, 25g
EMC:	
EN61000-6-4:2001 (Emissions)	
EN61000-6-2:2001 (Immunity)	
FCC CFR47 Part 15	
Acoustic Noise	68 dBA typ
Heat Dissipation.....	1500W to duct 350W to room

INTERFACE

Type	Function
CONTROLS	LOCAL AC Power On/Off
	FRONT PANEL TOUCHSCREEN (Front panel touchscreen controls include but are not limited to the functions opposite) HPA State (Standby, Transmit etc) Gain Automatic Level Control and Go To Power Configuration, single HPA, 1:1 Redundant High/Low power Alarms System Set Up
STATUS	FRONT PANEL TOUCHSCREEN (Front panel touchscreen status include but are not limited to the parameters opposite) HPA State Forward and Reverse Power TWT Parameters (Temperature, Voltages) Logs and Trend Analysis Fault Conditions Elapsed Hours
	DRY-FORM- C RELAY CONTACTS Summary Fault
M&C	SERIAL ETHERNET RS232 and RS485 (4-wire) Webpage, TVN, TCP, SNMP
	AUXILIARY INTERFACE Summary Fault RF Inhibit +24V, +15V Supply
	WG SWITCH WG Switch drives for 1:1 Redundant System
	USB Port Log and Trend Analysis download

OPTIONS

Extensive options are offered with the STR2375 and include; integral pre-amplifiers, gain control, linearisers and block upconverters. The options are defined by adding to the base number as shown below:



(Consult SpacePath Communications for availability of options)

Frequency Options

The STR2375 is offered in a number of frequency bands:

KU1 - 13.75 – 14.50 GHz

KU2 - 12.75 – 14.50 GHz

KU3 - 13.75 – 14.80 GHz

KU4 - 12.75 – 14.80 GHz

KU5 - 12.75 – 14.50 GHz (BUC 12.75-13.25/13.75-14.50GHz)

KU6 - 12.75 – 14.80 GHz

KU7 - 12.75 – 14.80 GHz (BUC 14.30-14.80GHz)

Pre-Amp Option

The pre-amp option can be selected from any of the following:

A - Integral solid-state amplifier (typical SSG 78 dB)

D - As option 'A' but includes an attenuator to provide 25 dB (min) of gain control

Z - Integral lineariser that improves the linearity of the HPA, providing a C/I of typically -26 dBc at 4dB OPBO. The lineariser also incorporates the pre-amp and gain control options.

(Consult SpacePath Communications for availability)

Input Option

The STR2375 can be offered with an L-Band Block Upconverter.

Specify:

N - Standard RF

U - L to Ku-Band Block Upconverter (see page 4)

Note:

The upconverter requires the inclusion of the 'D' and 'Z' option. (Consult SpacePath Communications for availability)

For more information contact SpacePath Communications.

PERFORMANCE WITH INTEGRAL BLOCK UPCONVERTER

Output frequency range:

option KU1 13.75 to 14.5

option KU5 12.75 to 14.5

L-band input:

frequency range option KU1 950 to 1700

frequency range option KU5 950 to 1700

frequency range option KU7 950 to 1700

level 10

LO frequency:

option KU1 12.8

option KU5 13.05

option KU7 13.35

External reference (see note):

Frequency 10

Level -3 to +7

Impedance 50

Gain Variation:

Over Any 750 MHz band 4.0 dB max

Over any 40 MHz band 1.5 dB max

Phase Noise Continuous meets IESS phase noise profile

Input VSWR (non-operating) 1.6:1 max

Note: The BUC can be operated without the external reference, typical frequency stability ± 0.25 ppm.

HEALTH AND SAFETY HAZARDS

Stellar satellite amplifiers are safe to handle and operate provided that the relevant precautions are observed. SpacePath Communications does not accept responsibility for damage or injury resulting from the use of electronic devices it produces.

High Voltage



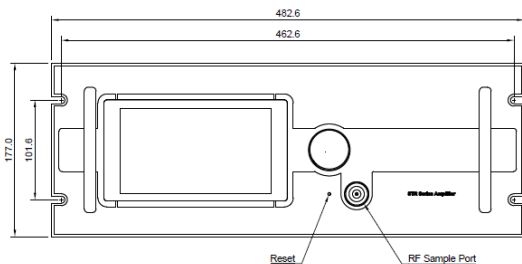
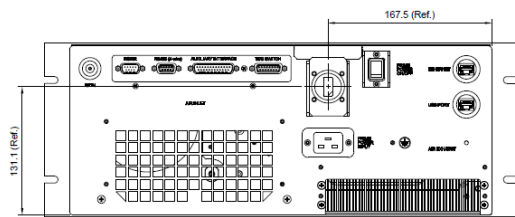
Dangerous voltages are present within the TWT amplifier when operating normally. However, the equipment is designed so that personnel cannot come into contact with high voltage circuits unless covers are removed.

RF Radiation

All RF connectors must be correctly fitted before operation.

Beryllia

The TWT in the amplifier contains Beryllium Oxide ceramic parts. These are not accessible unless the TWT casing is damaged. Consult SpacePath Communications regarding the disposal of damaged or life expired tubes.



Whilst SpacePath Communications has taken care to ensure the accuracy of the information contained herein it accepts no responsibility for the consequences of any use thereof and also reserves the right to change the specification of goods without notice. SpacePath Communications accepts no liability beyond the set out in its standard conditions of sale in respect of infringement of third party patents arising from the use of tubes or other devices in accordance with information contained herein.